


Name of Asset manager: Bangladesh RACE Management PCL.
Name of the Scheme/Mutual Fund: First Janata Bank Mutual Fund
Portfolio Statements as at: September 30, 2022

[Figure in Bangladesh Taka]

SL.	Investment in Stock/ Securities(Sectorwise)	No. of Shares/Unit	Cost Value	Market Value	Appreciation/(or Diminution) in the Market Value / Fair Value of investments	% Change (in terms of cost)	% of Total Investment
A. Share of Listed Companies (Script Wise)							
1	ABBANK	957,895	27,145,307	9,483,352	(17,661,955)	-65.06%	0.33%
2	BANKASIA	8,646,505	170,759,023	174,661,199	3,902,176	2.29%	6.14%
3	BRACBANK	181,837	8,346,122	7,000,777	(1,345,345)	-16.12%	0.25%
4	DUTCHBANGL	1,766,578	130,459,842	111,824,564	(18,635,278)	-14.28%	3.93%
5	EBL	2,422,138	79,443,462	77,266,444	(2,177,018)	-2.74%	2.72%
6	FIRSTSBANK	89,250	1,144,979	874,659	(270,320)	-23.61%	0.03%
7	MTB	1,390,224	28,011,484	23,077,857	(4,933,627)	-17.61%	0.81%
8	NBL	3,533,364	29,146,366	180,908	(28,965,458)	-99.56%	0.00%
9	NCCBANK	1,565,293	23,383,756	21,601,043	(1,782,712)	-7.62%	0.76%
10	ONEBANKLTD	7,524,573	97,585,435	81,265,388	(16,320,046)	-16.72%	2.86%
11	PREMIERBAN	10,228,644	158,430,444	132,972,372	(25,458,072)	-16.07%	4.68%
12	PRIMEBANK	597,741	14,392,946	11,416,853	(2,976,093)	-20.68%	0.40%
13	RUPALBANK	353,807	18,659,392	9,092,840	(9,566,552)	-51.27%	0.32%
14	SHAHJABANK	12,140	259,540	240,372	(19,168)	-7.39%	0.01%
15	SOUTHEASTB	1,629,166	23,344,157	22,482,491	(861,666)	-3.69%	0.79%
16	STANDBANKL	2,311,012	24,586,626	20,336,906	(4,249,720)	-17.28%	0.72%
17	UCB	1,074,735	16,936,641	13,971,555	(2,965,086)	-17.51%	0.49%
18	UNIONBANK	235,553	2,242,205	2,190,643	(51,563)	-2.30%	0.08%
19	HEIDELBCEM	28,902	10,685,069	5,176,348	(5,508,721)	-51.56%	0.18%
20	SINGERBD	9,097	1,611,261	1,381,834	(229,426)	-14.24%	0.05%
21	BATBC	385,706	226,768,129	200,065,702	(26,702,426)	-11.78%	7.04%
22	LINDEBD	54,918	93,749,419	77,033,479	(16,715,941)	-17.83%	2.71%
23	SUMITPOWER	2,059,697	97,691,429	70,029,698	(27,661,731)	-28.32%	2.46%
24	FAREASTLIF	498,037	56,482,376	48,907,233	(7,575,143)	-13.41%	1.72%
25	BERGERPBL	18,738	33,281,873	32,605,994	(675,880)	-2.03%	1.15%
26	BEXIMCO	294,328	43,701,821	39,204,490	(4,497,332)	-10.29%	1.38%
27	ICB	1,035,442	137,537,761	98,366,990	(39,170,771)	-28.48%	3.46%
28	IDLC	264,145	17,354,327	13,444,981	(3,909,346)	-22.53%	0.47%
29	LANKABAFIN	1,138,582	49,118,427	29,603,132	(19,515,295)	-39.73%	1.04%
30	ACI	280,488	81,380,788	76,965,907	(4,414,881)	-5.42%	2.71%
31	BXPHERMA	480,864	90,455,327	81,794,966	(8,660,361)	-9.57%	2.88%
32	RENATA	265,136	295,035,387	345,518,478	50,483,091	17.11%	12.15%
33	SQRPHARMA	350,885	82,286,041	73,615,673	(8,670,368)	-10.54%	2.59%
34	GP	476,332	176,519,113	168,116,751	(8,402,361)	-22.66%	4.80%
35	CLICL (IPO)	63,750	637,500	637,500	-	0.00%	0.02%
Sub-Total		52,225,502	2,348,573,777	2,079,952,748	(268,618,028.9)	-11.44%	73.17%



B. Listed Mutual Funds/CIS (Script Wise)									
1	ISTPRIMFMF	634,000	23,475,562	10,776,542	(12,699,020)	-54.09%	0.38%		
2	ICBAMCL2ND	658,500	11,425,439	5,882,109	(5,543,331)	-48.52%	0.21%		
3	NCCBLMF1	6,130,056	54,234,042			0.00%	1.91%		
4	PF1STMF	1,302,500	20,389,494	13,811,869	(6,577,625)	-32.26%	0.49%		
5	PRIMEICBA	1,572,500	22,300,410	13,365,867	(8,934,542)	-40.06%	0.47%		
Sub-Total		10,297,556	131,824,947	98,070,429	(33,754,518)	-25.61%	3.45%		
C. Listed Bond/Debtenture/Islamic Securities (Script Wise)									
1	IBBLPBOND	19,044.00	20,125,318.32	20,091,420.00	(33,898)	-0.17%	0.71%		
Sub-Total		19,044	20,125,318	20,091,420	(33,898)	-0.17%	0.71%		
D. Other Listed Securities (Script Wise) if any									
		-	-	-	-	-	-		
Sub-Total		-	-	-	-	-	-		
Grand Total Capital Market Securities (Listed)		62,542,102	2,500,524,042	2,198,117,597	(302,406,445)	-12.09%	77.33%		


II. Investment in Capital Market Securities (Non- Listed)

SL.	Investment in Stock / Securities (Sectorwise)	No. of Shares/Unit	Cost Value	Fair value/Market Value**	Appreciation (or Diminution) in the Market Value / Fair Value of investments	% Change (in terms of cost)	% of Total Investment
A. Open-End Mutual Funds (Script Wose)*							
1	HFAML UNIT FUND	356,294	3,000,000	3,598,574	598,574	19.95%	0.13%
Sub-Total		356,294	3,000,000	3,598,574	598,574	19.95%	0.13%
B. Pre-IPO Placement Shares, if any							
1	Padma Bank Limited	5,000,000	63,888,890	63,888,890	-	0.00%	2.25%
2	Multi Securities & Services Ltd.	5,444,244	91,980,502	91,980,502	-	0.00%	3.24%
Sub-Total		10,444,244	155,869,392	155,869,392	-	0.00%	5.48%
C. Non- Listed Bond/Debtenture/Islamic Securities (Script Wise)							
1	Best Holdings Limited Convertible Bond	2,480	252,449,372	252,449,372	-	0.00%	8.88%
2	Regent Spinning Mills Corporate Bond	5	50,000,000	50,000,000	-	0.00%	1.76%
3	The Premier Bank Ltd. Sub. Bond - 2019	7	69,000,000	70,692,616	1,692,616	2.45%	2.49%
Sub-Total		2,492	371,449,372	373,141,988	1,692,616	0.46%	13.13%
Grand Total Capital Market Securities (Non- Listed)		10,803,030	530,318,764	532,609,954	2,291,190	0.43%	18.74%


*For Open-end Mutual Funds, surrender value shall be considered as market value **For other non-listed securities, fair value shall be estimated following International Financial Reporting Standards (IFRSs) and be reported once a year in the annual audited financial statements of the Fund/Scheme

III. Cash and Cash Equivalents and Investments in Securities non related to Capital Market:

[Figure in million Bangladesh Taka]			
A. Money Market Instruments (Script Wise)	Types (G Sec/Others)	No. of Instruments	Market Value/Fair Value
	N/A	N/A	N/A
B. Term Deposit/ Investment:			



No. and Date	Bank/Non-Bank Name	Rate of Interest/Profit	Investment Value	Maturity Value
N/A	N/A	N/A	N/A	N/A
Sub-Total				
C. Cash at Bank				
Bank Name & A/C No	Nature of Account	Rate of Interest/Profit	Available Balance	N/A
BRAC Bank Ltd.- (150120202682001)	Operational Account	1.50%	8,519,119	N/A
City Bank Ltd.- (3101163392001)	Operational Account	2.50%	8,713	N/A
Dhaka Bank Ltd.- (2011520000059)	Operational Account	3.50%	11,687,596	N/A
Eastern Bank Ltd.- (1011220139894)	Operational Account	2.00%	85	N/A
Janata Bank Ltd.- (004001375)	Operational Account	3.00%	8,056	N/A
One Bank Ltd.- (0182100000068)	Operational Account	5.00%	70,673,110	N/A
Padma Bank Ltd.- (0113000082173)	Operational Account	7.00%	20,731,722	N/A
Padma Bank Ltd.- (0113000164456)	Operational Account	7.00%	38,533	N/A
Southeast Bank Ltd.- (0013100000005)	Operational Account	5.00%	3,454	N/A
Bank Asia Ltd.-04936000131	Dividend Account	2.50%	-	N/A
Bank Asia Ltd.-04936000139 (2018-19)	Dividend Account	2.50%	299,184	N/A
Bank Asia Ltd.-04936000154	Dividend Account	2.50%	-	N/A
One Bank Ltd.-A/C- 0183000001467	Dividend Account	3.50%	-	N/A
Sub-Total			111,969,573	
D. Cash in Hand				
Total Cash and Cash Equivalents and Investments in Securities (not related to Capital Market):			111,969,573	
Total Investment=(I+II+III)				2,842,697,123



SD
Chief Financial Officer

SD
Chief Executive Officer & Managing Director