


1st JANATA BANK MUTUAL FUND
Statement of Financial Position (Un-audited)
as at September 30, 2016

	Amount in Taka	
	30-Sep-16	30-Jun-16
<u>ASSETS</u>		
Investment at fair value	2,069,301,409	2,219,272,919
Dividend Receivables	3,881,071	3,201,793
Interest Receivable	11,625,201	7,102,649
Advance, Deposit & Prepayments	5,423,539	6,936,869
Others Receivable	164,847,507	9,498
Cash & Cash equivalents	499,145,936	526,747,409
Preliminary & Issue Expenses	26,178,454	27,839,433
	2,780,403,115	2,791,110,570
<u>LIABILITIES</u>		
Accounts Payable	35,012,102	56,951,533
	35,012,102	56,951,533
Net Assets	2,745,391,013	2,734,159,037
<u>OWNERS' EQUITY</u>		
Capital Fund	2,554,296,350	2,444,292,210
Unit Premium	84,466,933	72,256,462
Dividend Equalization Reserve	533,406	533,406
Unrealized Gain	22,874,305	83,653,486
Retained Earnings	83,220,020	133,423,474
	2,745,391,013	2,734,159,037
Net Assets Value (NAV)		
At cost	2,722,516,699	2,650,505,542
At Market (adjusted)	2,745,391,013	2,734,159,037
Net Assets Value (NAV) per unit		
At cost	10.66	10.84
At Market (adjusted)	10.75	11.19

On behalf of 1st Janata Bank Mutual Fund:




Chairman, Trustee
Investment Corporation of Bangladesh



Member, Trustee
Investment Corporation of Bangladesh



CEO & Managing Director
Asset Manager, Bangladesh RACE Management PCL



Chief of Operations
Asset Manager, Bangladesh RACE Management PCL



Chief Compliance Officer
Asset Manager, Bangladesh RACE Management PCL

Dhaka
Date: October 26, 2016



1st JANATA BANK MUTUAL FUND
Statement of Profit or Loss and Other Comprehensive Income (Un-audited)
For the period from July 01 to September 30, 2016

	Amount in Taka	
	July 01, 2016 to Sep 30, 2016	July 01, 2015 to Sep 30, 2015
<u>INCOME</u>		
Interest Income	15,923,079	20,426,409
Net Income on sale of marketable securities	59,485,343	24,793,426
Dividend Income	8,959,643	9,901,812
Others Income	-	22,522
	84,368,065	55,144,169
<u>EXPENSES</u>		
Management Fees	7,732,648	7,452,663
Amortization of Preliminary & Issue Exp.	1,660,978	1,660,978
Annual Listing Fees	1,550,406	1,700,558
Trustee Fees	670,857	586,863
Custodian Fees	586,507	642,908
CDBL Charges	83,005	52,351
Bank Charges	585	440
Other Expenses	71,922	44,054
	12,356,908	12,140,815
Profit Before provision	72,011,157	43,003,354
(Provision) or written back for unrealised loss	-	13,250,340
Net profit for the period	72,011,157	56,253,694
Earnings per unit (EPU)	0.28	0.22


On behalf of 1st Janata Bank Mutual Fund:




Chairman, Trustee
Investment Corporation of Bangladesh



CEO & Managing Director
Asset Manager, Bangladesh RACE Management PCL



Member, Trustee
Investment Corporation of Bangladesh



Chief of Operations
Asset Manager, Bangladesh RACE Management PCL



Chief Compliance Officer
Asset Manager, Bangladesh RACE Management PCL


Dhaka
Date: October 26, 2016




1ST JANATA BANK MUTUAL FUND
Statement of Changes in Equity
For the period from July 01 to September 30, 2016

Particulars	Amount in Taka					
	Unit Capital Fund	Unit premium	Dividend Equalization Reserve	Unrealized Gain	Retained Earnings	Total Equity
Balance as at 30 June 2016	2,444,292,210	72,256,462	533,406	83,653,486	133,423,474	2,734,159,037
Dividend for 2015-16	110,004,140	12,210,471	-	-	(122,214,611)	-
Profit during the year	-	-	-	-	72,011,157	72,011,157
Unrealized Gain	-	-	-	(60,779,181)	-	(60,779,181)
Balance as at 30 Sep 2016	2,554,296,350	84,466,933	533,406	22,874,305	83,220,020	2,745,391,013

On behalf of 1st Janata Bank Mutual Fund:


Chairman, Trustee
Investment Corporation of Bangladesh



Member, Trustee
Investment Corporation of Bangladesh

Dhaka
Date: October 26, 2016




CEO & Managing Director
Asset Manager, Bangladesh RACE Management PCL


Chief of Operations
Asset Manager, Bangladesh RACE Management PCL


Chief Compliance Officer
Asset Manager, Bangladesh RACE Management PCL


1st JANATA BANK MUTUAL FUND
Statement of Cash Flows (Un-audited)
For the period from July 01 to September 30, 2016

	Amount in Taka	
	July 01, 2016 to Sep 30, 2016	July 01, 2015 to Sep 30, 2015
Cash Flows from / (used) in Operating Activities:		
Interest Income	11,400,528	6,791,848
Income from capital market investment	8,280,365	20,991,684
Net Income on sale of marketable securities	59,485,343	24,793,426
Other Income	-	22,522
Advance, Deposit & Prepayments	1,513,330	(226,871)
Operating Expenses	(32,635,361)	10,456,902
Net Cash from Operating Activities	48,044,206	62,829,511
Cash Flows from / (used) in Investing Activities:		
Investments	(75,645,679)	(112,472,155)
Net Cash Out Flows from Investing Activities	(75,645,679)	(112,472,155)
Net Increase / (Decrease) Cash	(27,601,474)	(49,642,644)
Cash & Cash Equivalents at the Beginning of the year	526,747,409	678,239,144
Cash and Cash Equivalents at the end of the year	499,145,936	628,596,500
 Net Operating Cash Flow Per Unit (NOCFPU)	 0.19	 0.25

On behalf of 1st Janata Bank Mutual Fund:



Chairman, Trustee
Investment Corporation of Bangladesh




Member, Trustee
Investment Corporation of Bangladesh

Dhaka
Date: October 26, 2016




CEO & Managing Director
Asset Manager, Bangladesh RACE Management PCL



Chief of Operations
E Management PCL



Chief Compliance Officer
Asset Manager, Bangladesh RACE Management PCL